

Generation 3 Boat Lift Boss Remote Upgrade Instructions

This remote has been issued as a replacement for the isolated instances where customers experienced short battery life with their black remote with gray buttons.

3001.9815 - Gen. 4 Remote Kit

3005.4245 - Gen. 3
Replacement Battery

The following instructions are intended for use with a Generation 3 Boat Lift Boss.



Generation 3



Generation 4



Old
(Black with gray buttons)



New
(Gray with black buttons)

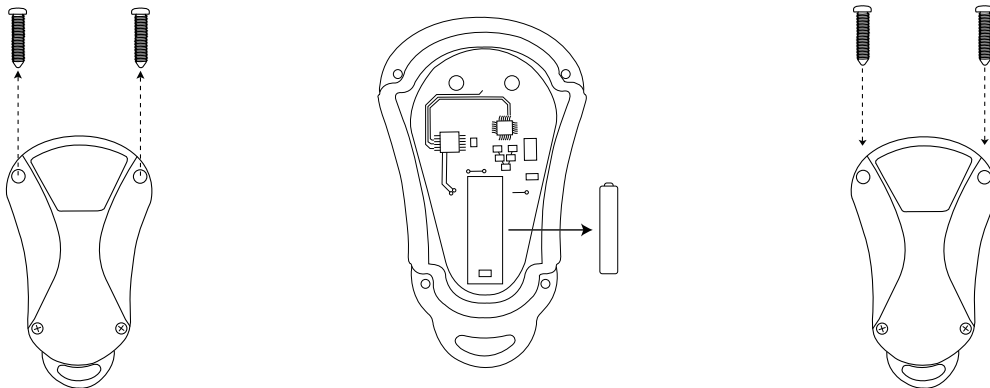
Complete up to date programming instructions for each Boat Lift Boss Generation are available online at www.extrememax.com > Support > Boat Lift Boss Programming.

Failure to properly upgrade your remote as instructed below or failure to clear all existing pairings will result in being "locked out" of your Boat Lift Boss unit, in which case the unit may need to be returned to the manufacturer to be reset.

If you have questions or need clarification on any step in this procedure, contact Extreme Max directly at 651-357-1862 or service@extrememax.com before attempting your remote upgrade.

Remote Upgrade Procedure:

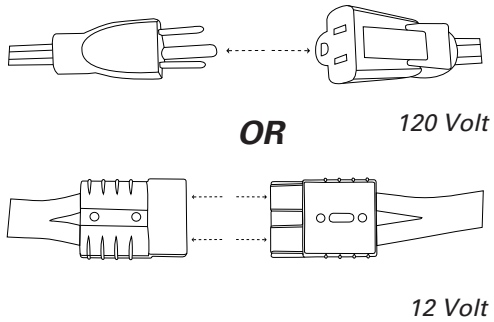
Step 1: Replace the battery in the **old** remote (black with gray buttons) using the battery provided.



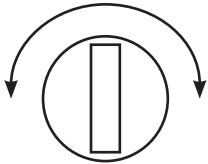
Step 2: Use the **old** remote to clear the existing pairings with the Boat Lift Boss and make room for the **new** remote. Clear existing pairings by pressing and holding the Light Control button on the remote for ten seconds.

Step 3: Pair the **new** remote (gray with black buttons) to the Boat Lift Boss.

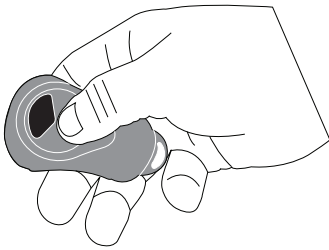
1. Unplug the Boat Lift Boss from the power source.



2. Turn the key in either direction to reset the unit.



3. Press and hold the Raise Boat or Lower Boat button on the **new** remote and plug the unit into the power source. A properly programmed unit will begin to operate as soon as power is returned to it.



4. Repeat Programming Steps 1-3 to program up to two total remotes.

Troubleshooting

If the **old**, previously paired remote control (black with gray buttons) is not operational even after being fit with new batteries, or the remote is lost, attempt to pair the **new** remote (gray with black buttons) using the specific unit's programming instructions. Once paired, use the **new** remote to clear both existing pairings from the unit, removing the pairing from the non-working or lost remote. Reprogram the **new** remote to the Boat Lift Boss.

Should the **new** remote still not pair with the Boat Lift Boss, both pairing spots may be already filled. Contact Extreme Max for guidance and the steps required to have your Boat Lift Boss pairings cleared.